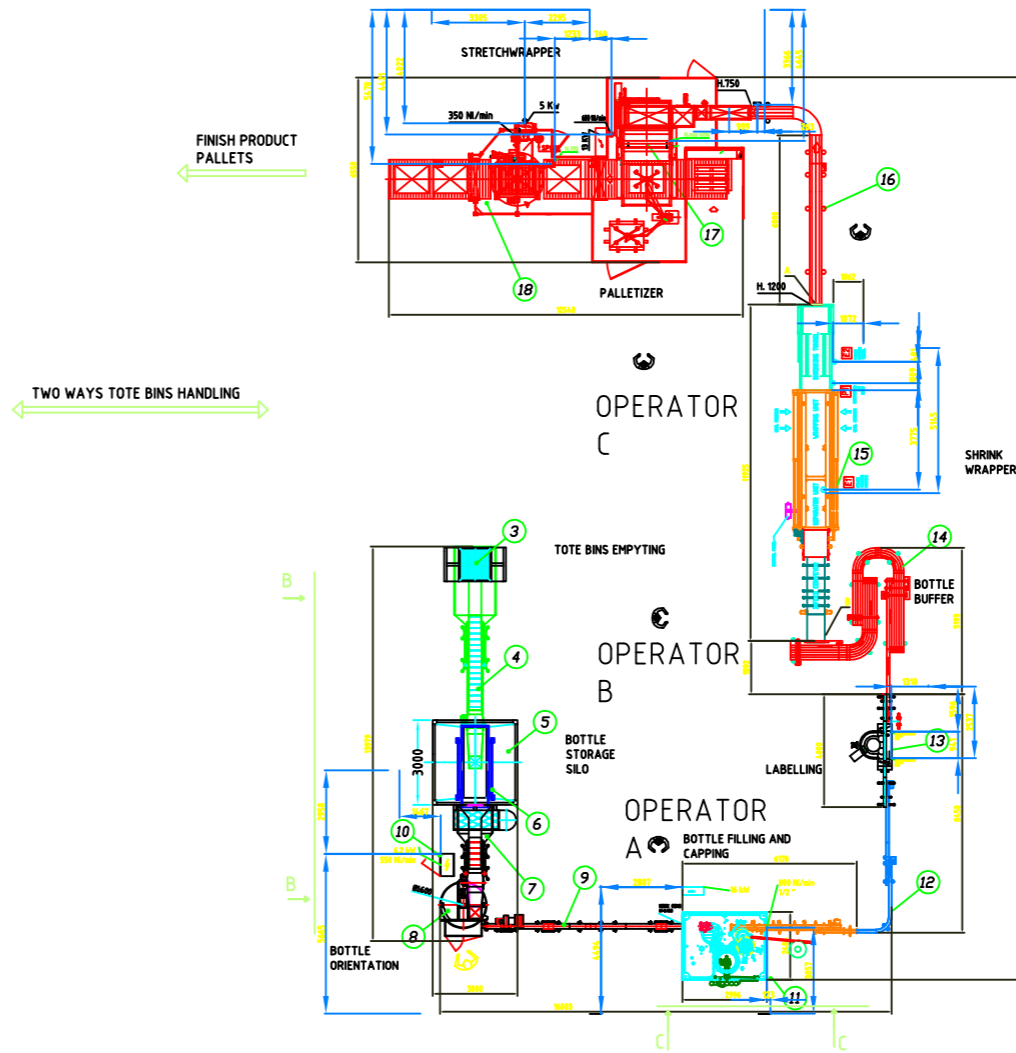
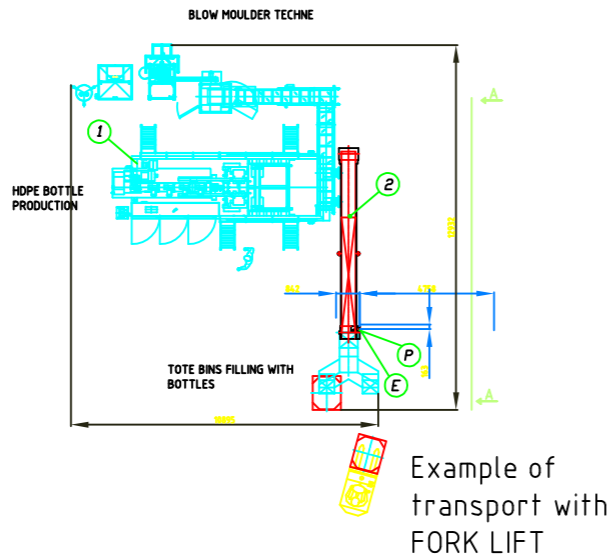
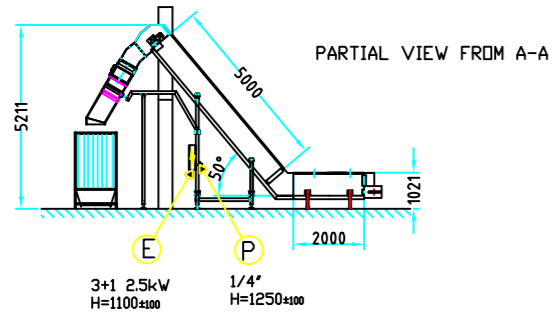


TECHNICAL DRAW LAY-OUT N.447 FOR THE COMPOSITION OF THE PLANT

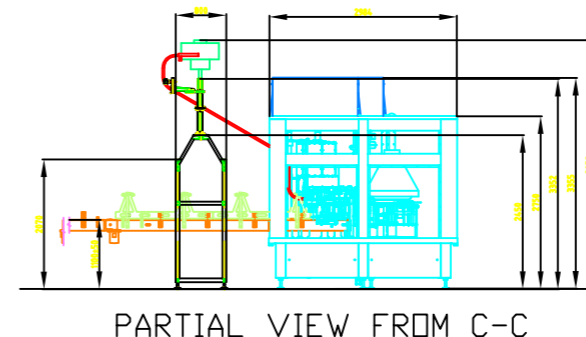
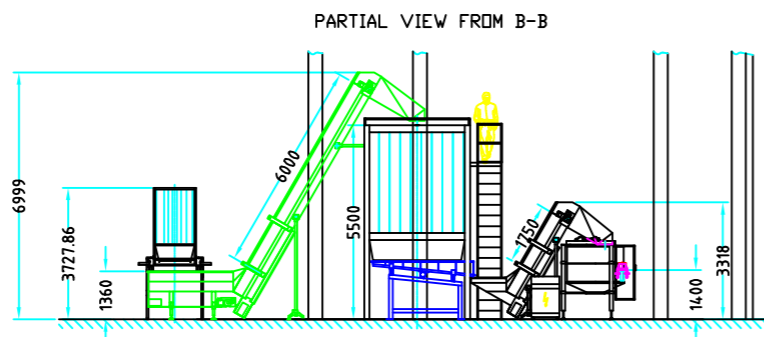


SELLER _____

BUYER _____



18	PALLET STRETCH WRAPPER	1
17	PALLETIZER	1
16	BELT CONVEYORS	1
15	SHRINK WRAPPER	1
14	MULTILINE BUFFER	1
13	LABELLER HOT MELT	1
12	BELT CONVEYORS L=8000	1
11	MULTIBLOC WFT 8/16/16/8_141 NH	1
10	ELECTRIC CONTROLBOARD	1
9	AIR CONVEYOR L=7000	1
8	ROTARY UNSCRAMBLER MOD.1600 EP	1
7	ELEVATOR 500x2000 WITH HOPPER 750L	1
6	VIBRATING EXTRACTOR	1
5	SILD 29CBM 3000x3000x5500 WITH FOOTBOARD	1
4	ELEVATOR 500x6000 WITH HOPPER 2CBM	1
3	MOVABLE TOTE BOX	1
2	MODULAR CONVEYOR 500x1750+5000 45°	1
1	BLOW MOULDER	1



		xx FIRME xx
		DISEGNATO: .
www.cogil.com		DATA: .
DISEGNO N°: LAY_447		CONTROLLATO: .
FORM LINEA LINEA_BOTTIGLIE		DATA: .
SCALA: 1-140 A1		APPROVATO: .
DATA: .		PROGETTO N°: .
DOCUMENTO RISERVATO A TERMINI DI LEGGE CON DIVIETO DI RIPRODUZIONE O DI RENDERSI CONSUETI NOTO A TERZI SENZA ESPlicita AUTORIZZAZIONE		